

PVC-U SCH40 PRESSURE PIPING SYSTEM

PRODUCT INTRODUCTION

As the series of PVC-U SCH40 piping network products for water supply and drainage with mature technology, pipes and fittings of PVC-U are one of the largest outputs for plastic products in the world, which already had been used widely both at home and abroad.
For TOMEX PVC-U SCH40 water supply piping network, the raw materials and finished products are both match or exceed therelative standards. So TOMEX PVC-U SCH40 piping network can suit for the equipments of drinking water supply. The piping networks are designed for the uninterrupted supply of water condition from 20℃ to 50℃. Under this condition, service life of piping network can up to 50 years. TOMEX PVC-U piping network have the full series size and model o f fittings for building water supply, which can suit for many kinds of requirement.
The series of PVC-U SCH40 fittings can match the standard ASTM D2466, and the series of PVC-U SCH40 pipes can match the standard ASTM D1785.

FEATURES OF PRODUCT

- **High Flow Ability:**
  The inside and outside wall are smooth, the coefficient of friction is small, roughness is only 0.008 to 0.009, anti-fouling property is strong, fluid transport efficiency is enhanced 25% than cast iron piping network.
- **Corrosion Resistant:**
  PVC-U material has strong resistance to most of acid and alkali. No rust, no antiseptic treatment. The service life is 4 times than that of cast iron.
- **Light Weight and Easy Installation:**
  Weight is very light. The density of PVC-U is only 1/5 to 1/6 of that of cast iron. The method of connection is very simple, and the process of installation is very quickly.
- **High Tensile Strength:**
  PVC-U has high tensile strength, and high shock strength. The piping network of PVC-U is not easy to break, and it works safety.
- **Long Service Life:**
  The piping network with normal material can be used around 20 to 30 years, but the PVC-U piping network can be used longer than 50 years.

FIELDS OF APPLICATION

Piping networks for water supply in building.

Piping networks for piping system in water treatment plant.

Piping networks for water farming.

Piping networks for irrigation, normal water transport for industry.

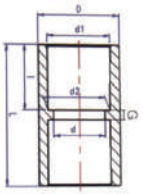

A0101 Coupling

Size	D	L	Z
1/2"	21.34	17.5	2.5
3/4"	26.67	18.5	3
1"	33.4	22.5	3.5
1-1/4"	42.16	24	3.5
1-1/2"	48.26	28	3.5
2"	60.32	29.5	5
2-1/2"	73.02	44.5	5
3"	88.9	48	5.5
4"	114.3	51	6



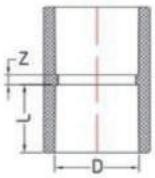

A0102 Reducing Coupling

Size	D	D1	D2	L	Z
3/4"X1/2"	26.7	21.34	18.5	17.5	45
1"X1/2"	33.4	21.34	22.5	17.5	50
1"X3/4"	33.4	26.67	22.5	18.5	50
1-1/4"X3/4"	42.16	26.67	24	18.5	55
1-1/4"X1"	42.16	33.4	24	22.5	60
1-1/2"x1"	48.26	33.4	28	22.5	65
1-1/2"X1-1/4"	48.26	42.16	28	24	67
2"X1-1/4"	60.3	42.16	29.5	24	70
2"X1-1/2"	60.32	48.26	29.5	28	72
2-1/2"X1-1/2"	73.02	48.26	44.5	28	90
2-1/2"X2"	73.02	60.32	44.5	29.5	92
3"X2"	88.9	60.32	48	29.5	97
3"X2-1/2"	88.9	73.02	48	44.5	110
4"X2-1/2"	114.3	73.02	51	44.5	125
4"X3"	114.3	88.9	124	48	130



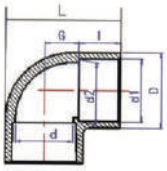

A0103 90° Elbow

Size	D	L	Z
1/2"	21.34	17.5	30
3/4"	26.67	18.5	33.5
1"	33.4	22.5	41.5
1-1/4"	42.16	24	47.5
1-1/2"	48.26	28	54.5
2"	60.32	29.5	63.5
2-1/2"	73.02	44.5	85
3"	88.9	48	96.5
4"	114.3	51	113



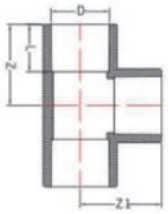

A0104 Tee

Size	D	L	Z	Z1
1/2"	21.34	17.5	30	30
3/4"	26.67	18.5	22.5	24
1"	33.4	22.5	41.5	41.5
1-1/4"	42.16	24	47.5	47.5
1-1/2"	48.26	28	54.5	54.5
2"	60.32	29.5	63.5	63.5
2-1/2"	73.02	44.5	85	85
3"	88.9	48	96.5	96.5
4"	114.3	51	113	113



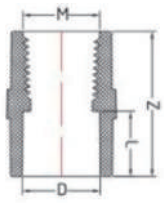

A0105 Emale Elbow

Size	D	L	Z	M
1/2"	2134	17.5	41.5	1/2"
3/4"	26.67	18.5	43	3/4"
1"	33.4	22.5	55	1"
1-1/4"	42.16	24	55	1-1/4"
1-1/2"	48.26	28	61.5	1-1/2"
2"	60.32	29.5	62	2"
2-1/2"	73.02	44.5	91	2-1/2"
3"	88.9	48	95	3"
4"	114.3	51	100	4"
3/4"X1/2"	26.67	18.5	41	1/2"



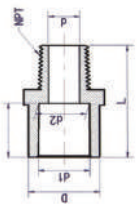

A0106 Reducing Coupling

Size	D	L	Z	M
1/2"	21.34	17.5	41.5	1/2"
3/4"	26.67	18.5	43	3/4"
1"	33.4	22.5	55	1"
1-1/4"	42.16	24	55	1-1/4"
1-1/2"	48.26	28	61.5	1-1/2"
2"	60.32	29.5	62	2"
2-1/2"	73.02	44.5	91	2-1/2"
3"	88.9	48	95	3"
4"	114.3	51	100	4"



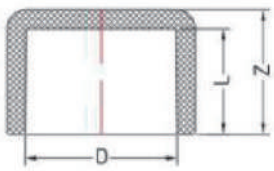

A0107 Cap

Size	D	L	Z
1/2"	21.34	17.5	2.5
3/4"	26.67	18.5	3
1"	33.4	22.5	3.5
1-1/4"	42.16	24	3.5
1-1/2"	48.26	28	3.5
2"	60.32	29.5	5
2-1/2"	73.02	44.5	5
3	88.9	48	5.5
4"	114.3	51	6



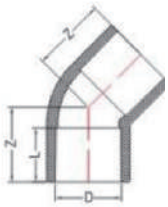

A0108 45° Elbow

Size	D	L	Z
1/2"	21.34	17.5	24
3/4"	26.67	18.5	26
1"	33.4	22.5	32
1-1/4"	42.16	24	35.5
1-1/2"	48.26	28	41
2"	60.32	29.5	46.5
2-1/2"	73.02	44.5	64
3"	88.9	48	71
4"	114.3	51	80



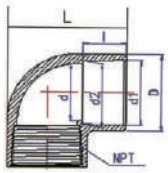

A0109 Female Elbow

Size	D	L	Z	Z1	M
1/2"	21.34	17.5	31.2	32.8	1/2"
3/4"	26.67	18.5	33.5	40	3/4"
1"	33.4	22.5	42.5	48	1"
1-1/4"	42.16	24	48.5	61	1-1/4"
1-1/2"	48.26	28	54.2	61	1-1/2"
2"	60.32	29.5	63.5	63.2	2"



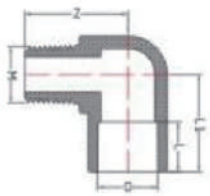

A0110 90° Female Thread Reducing Elbow

Size	D	L	Z	Z1	M
1/2"	21.34	17.5	35	36.5	1/2"
3/4"	26.67	18.5	38.5	39.5	3/4"
1"	33.4	22.5	46	52	1"



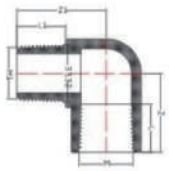

A0111 90° Elbow Male

Size	D	d	L	H1	H2	NPT
1/2"	27.3	21.5	19.8	37.3	34.1	1/2"
3/4"	33.3	26.8	25.4	37.3	38.9	3/4"



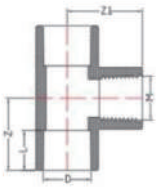

A0112 Male Thread Plug

Size	D	L	Z	D1	L1	Z1
3/4"X1/2"	26.67	21. 34	18.5	17.5	30.8	32.7
1X1/2"	33.4	21. 34	22.5	17.5	35.3	36.5
1"X3/4"	33.4	26.67	22.5	18.5	38	37.5
1-	42.16	26.67	24	18.5	39.8	42
1-14X1"	42.16	33. 4	24	22.5	43.2	46
1-1/2"X1"	48.26	33.4	28	22.5	47.2	49
1-1/2"X1-	48.26	42.16	28	24	51.5	50.7
2"X1-1/4"	60.3	42.16	29.5	24	54.6	58.2
2"X1-1/2"	60.32	48.26	29.5	28	57.6	62.1
2-1/2"X1-	73.02	48.26	44.5	28	72.6	68.3
2-1/2"X2"	73.02	60. 32	44.5	29.5	78.6	70
3"X2"	88.9	60. 32	48	29.5	82.5	78.2
3"X2-1/2"	88.9	73.02	48	44.5	88.5	93.2
4"X2-1/2"	114.3	73. 02	51	44.5	92	106.5
4"X3"	114.3	88.9	51	48	100	109.5



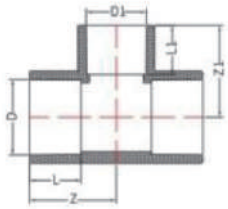

A0113 Reducing Tee

Size	D	L	Z	Z1	M
1/2"	21. 34	17.5	32.5	34	1/2"
3/4"	26. 67	18.5	42	35.5	3/4"
1"	33.4	22.5	48.3	48.2	1"



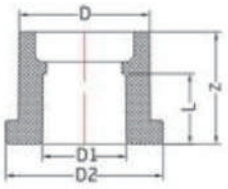

A0114 Reducing Bushing

Size	D	D1	D2	L	Z
3/4"X1/2"	26.67	21.34	33	17.5	27.5
1"X1/2"	33.4	21.34	40	17.5	28.5
1" X3/4"	33.4	26. 67	40	18.5	28.5
1-14"X1"	42.16	33.4	47.8	22.5	31.5
1-1/2"x1"	48.26	33.4	54	22.5	34
1-1/2"X1-1/4	48.26	42.16	54	24	36
2"X1"	60.32	33.4	66.5	22.5	36.5
2"X1-1/2"	60.32	48.26	66.5	28	39
2-1/2"X2"	73.02	60.32	82	29.5	53.5
3"X2-1/2"	88.9	73.02	97.5	44.5	57
4"X3"	114.3	88.9	124	48	61



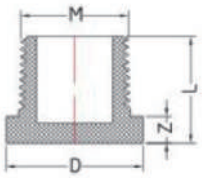

A0115 Female Tee

Size	D	L	Z	M
1/2"	27	23.8	5	1/2"
3/4"	32.5	25.4	6	3/4"
1"	39	31.8	6	1"
1-1/4"	54	32	6	1-1/4"
1-1/2"	60	32	6	1-1/2"
2"	76	34	6	2"
2-1/2"	83.5	49	8	2-1/2"
3"	103.5	51	10	3"
4"	133	54.5	12	4"



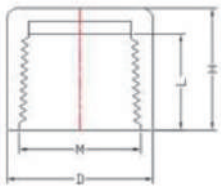

A0116 Female Thread End Cap

Size	D	L	Z	M
1/2"	29.7	30.5	24	1/2"
3/4"	35.4	33.5	27	3/4"
1"	43.2	37	30	1"



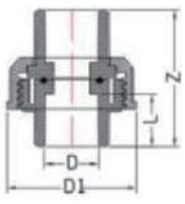

A0117 Union

Size	D	D1	L	Z
1/2"	27	51. 6	17.5	54.5
3/4"	32.5	65.8	18.5	58.2
1"	39	74	22.5	68.8
1-1/4"	54	87	24	75.3
1-1/2"	60	102.5	28	83
2"	76	120	29.5	103.2



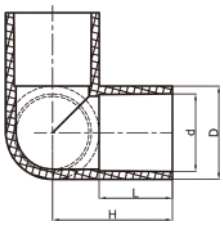

A0118 3 Way Elbow

Size	D	d	L	H
3/4"	32.8	26.8	25.5	40.9
1"	40.8	33.6	31.8	52.0
1 1/4"	49.8	42.4	38.0	61.2



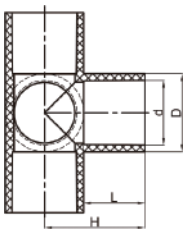

A0119 4 Way Elbow

Size	D	d	L	H
3/4"	32.8	26.8	25.5	40.9
1"	40.8	33.6	31.8	52.0
1 1/4"	49.8	42.4	38.0	61.2



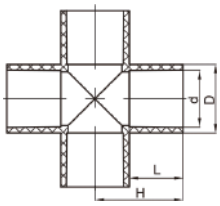

A0120 Cross Way Connector

Size	D	d	L	H
3/4"	32.8	26.87	25.5	40.9



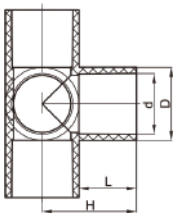

A0121 5 Way Elbow

Size	D	d	L	H
1/2"	27.2	21.54	21.5	34.4
3/4"	32.8	26.87	25.5	40.9
1"	40.5	33.66	31.8	52.0